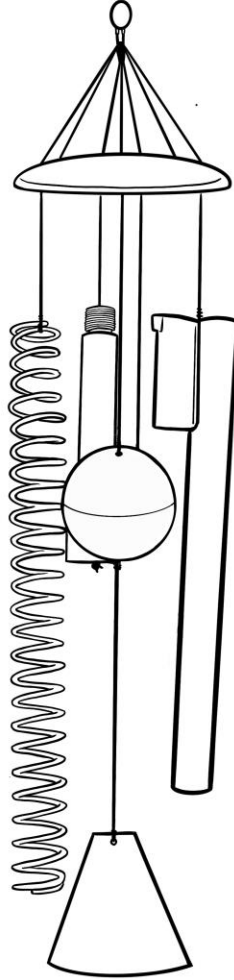


WIND CHIME



MAF Corp. 2021

MAF Corp Wind Chimes are intended to be novelty items meant to make an aesthetic, family friendly and tasteful porch ornament.

Let freedom jingle!

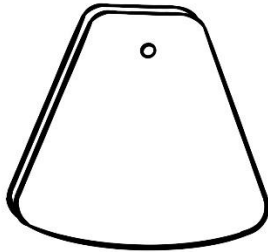
Choking hazard for children under 3

Keep away from dogs


MAF Corp. 2021

Components

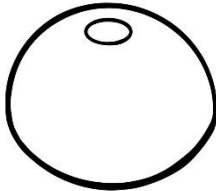
ii



Wind Sail



Top Circle/
Suspension Platform




Striker Sphere half- 2x



String Retainer




Hanging Ring



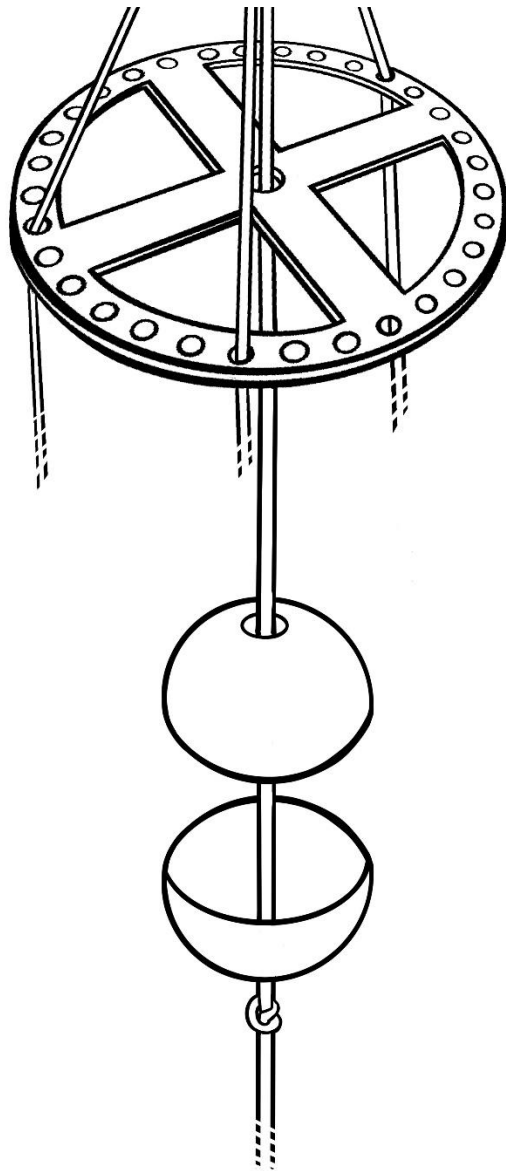
Count the amount of pieces you intend on adding to the wind chime, and tie the corresponding number of strings to the hanging ring

2



Hang the strings through holes in the suspension platform. Be sure to keep the chimes balanced approximately by weight, and to hang one string through the centre hole.

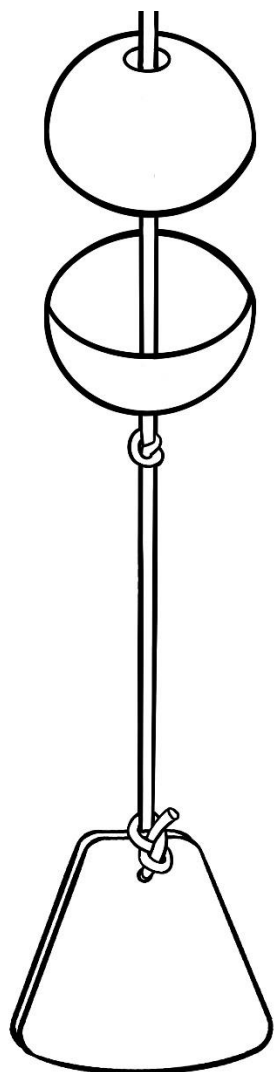
3



Thread centre string through the two clappers at desired height, then tie a knot at the height you want it to sit.

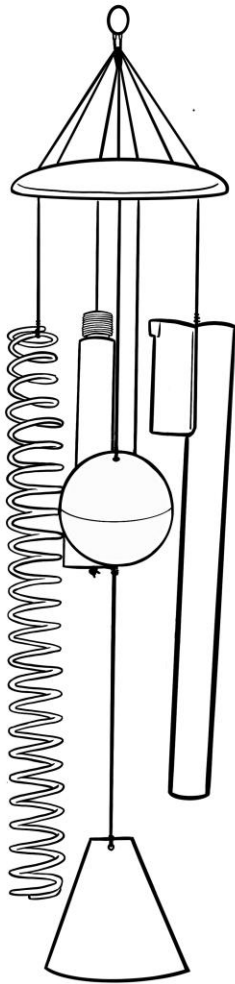
As an extra, the clapper can be filled with the small 'jingling' pieces that are too small to tie to strings.

4



Tie the wind sail to the bottom of the centre string, under the clapper.

Optional- the string retainer can be looped on first, to hide the end of the string.



**Tie chimes
around as
desired, taking
care to balance
weight.**

**Enjoy your
freedom
chimes!**